

Brad Whittington Golf Tournament Signup Instructions

Event Info

Website: PiGolfEvent.com

Address: 9610 Kodak Road, Knoxville, TN 37764

Start Time: 08:45AM Friday October 10th, 2025.

We will be teeing off at 10:00AM, and we will be doing all the contests and auction type events immediately following golf. We encourage all brothers who aren't playing to come join us for prizes, drinks, and socializing with brothers at 2:00PM.

Important Notes

- **DO NOT PURCHASE BOTH THE FULL MONTY AND SUPER MONTY - PLEASE ONLY BUY ONE OR THE OTHER**
- Purchasing the Full Monty is a separate check out from registering for golf. You will have to purchase the "Foursome" or "Single" option to actually register for golf.
- Purchasing the Super Monty will include everything in the normal Full Monty, and a few bonus items mentioned on the site. Steps above also apply to the Super Monty
- Either one Full Monty Per team, or one Super Monty Per Team.
- Please enter team member names when signing up.
- Arrive early and enjoy the fun 😊

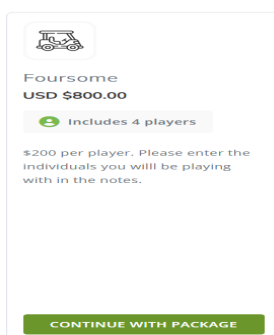
How To: Golf Registration

Start the registration process by clicking "Register / Sponsor A Hole" in the top right



Foursome Registration

If you are registering for your entire group (4 golfers) select "Continue With Package" on the "Foursome" option.

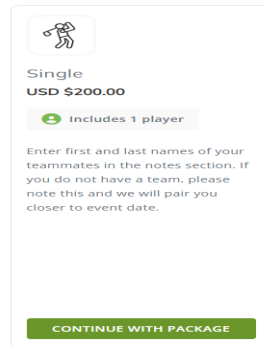


Afterwards, you will arrive at a page to enter your team's information. Fill out the applicable fields.

Click "Continue" at the bottom of the page and then you will arrive at the checkout to enter your payment information.

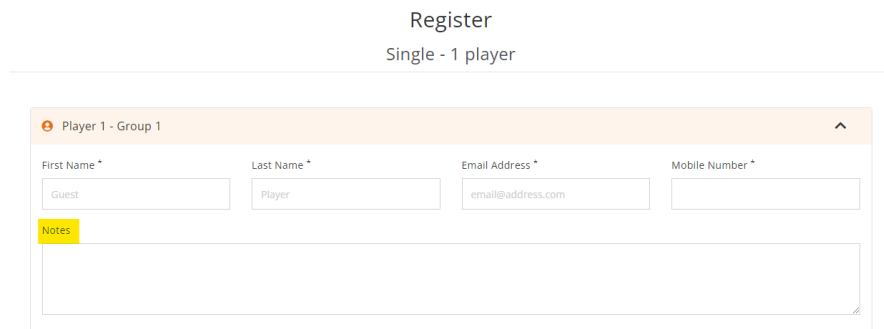
Single Player Registration

If you are registering for a single golfer, select "Continue With Package" on the "Single" option. You will have the opportunity to note any teammates in the next steps.



A registration card for a single player. At the top is a golfer icon. Below it, the text reads "Single" and "USD \$200.00". A green checkmark icon is followed by "Includes 1 player". Below this is a text prompt: "Enter first and last names of your teammates in the notes section. If you do not have a team, please note this and we will pair you closer to event date." At the bottom is a green button labeled "CONTINUE WITH PACKAGE".

When you get to the next page, please fill in the Notes section with the names of your team members so that when they sign up, we are able to track teams. If you do not have a group you plan on playing with, we will pair golfers closer to the event.



A registration form titled "Register" with the subtitle "Single - 1 player". The form has a header bar that says "Player 1 - Group 1". Below the header are four input fields: "First Name *" (placeholder: Guest), "Last Name *" (placeholder: Player), "Email Address *" (placeholder: email@address.com), and "Mobile Number *". Below these fields is a "Notes" section with a yellow highlight on the label and a large text area for notes.

Click "Continue" at the bottom of the page and then you will arrive at the checkout to enter your payment information.

How To: Golf Add-Ons

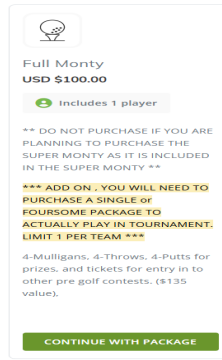
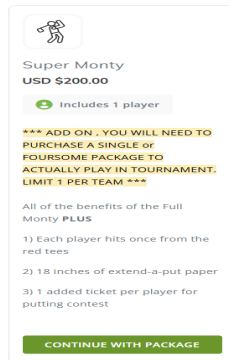
If you would like to purchase the Full Monty or Super Monty, which are packages of score improving actions and entry to prize competitions, first click "Register/Sponsor a hole" button in the top right.

*** IMPORTANT: Limit 1 per team, if someone else from your team is purchasing this package, you do not need to.**

*** The Super Monty includes everything in the Full Monty with additional benefits. Please only purchase the Super Monty if that's the package you want.**

*** This will be a separate checkout than registration. You will still need to purchase a player registration to play golf.**

Next, select "Continue With Package" on the Super Monty or Full Monty option.



On the following page, please enter your information and team members in the notes section.


Click "Continue" at the bottom of the page and then you will arrive at the checkout to enter your payment information.

Again, please do not purchase the Full Monty if you are planning to purchase the Super Monty as all Full Monty benefits are included in the Super Monty.

How To: Hole Sponsorship

If you would like to sponsor a hole and have a sign made on a tee box for the day of, click the "Register/Sponsor A Hole" button in the top right. The deadline to submit for a hole sponsorship sign is **September 10th**.

Next, select "Continue With Package" on the Hole Sponsorship option.



Enter your contact information, click "Continue" and checkout. Afterwards, Jackson Smith will reach out to you for the details regarding your sign.

How To: Donating

If you cannot make the event, please consider donating. You can donate by clicking the "Donate" button in the top right of the home page or the "Want To Support Us?" banner in the middle of the page.

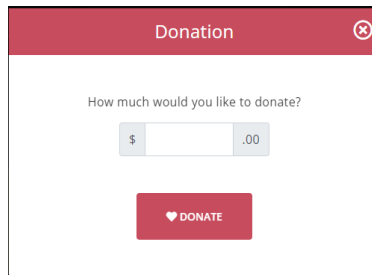


DONATE

REGISTER / SPONSOR A HOLE

WANT TO SUPPORT US?
We're always open to any donation you'd like to make.

Afterwards, a box will appear with the option to type in a donation amount.

A screenshot of a web application's 'Donation' modal. The modal has a red header bar with the word 'Donation' in white text and a close button (an 'X' in a circle) in the top right corner. Below the header, the text 'How much would you like to donate?' is centered. Underneath this text is a currency input field with a light gray background. The field is divided into three parts: a small gray box on the left containing a dollar sign '\$', a central white input box, and a small gray box on the right containing '.00'. Below the input field is a red rectangular button with white text that reads '♥ DONATE'.

After entering the amount, click "Donate" and then the site will direct you through the checkout process.

If you have any questions, please reach out to Jackson Smith (smithjackson35@gmail.com)